


**Posting & Notification Requirements for Pesticide Products without Double notification Requirements**

Treated site	Restricted-Entry Interval (REI)	Post Warning Sign	Post Warning Sign or Oral Notification
Enclosed Space	≤ 4		X
Enclosed space	> 4	X	
Outdoors	≤ 48		X
Outdoors	> 48	X	



**All handlers using a pesticide product that requires a respirator MUST:**

- Receive a **medical evaluation** at no cost to them if they are an employee. No handler may use a respirator until they have received clearance from a physician or other licensed health care professional.
- Be **fit-tested** for each type of respirator they will be using.
- Receive annual training in the use of the respirator they will be using specified by the pesticide product labeling.

**Medical evaluation, fit-testing, and training records must be kept for 2 years.**

**Additional Training Resources**

Pesticide Educational Resources Collaborative:  
PERC- <http://www.pesticideresources.org/>

EPA Pesticide Safety & Health:  
<https://www.epa.gov/pesticide-worker-safety>

For more information, please contact:

**Maine Board of Pesticides Control**



28 State House Station  
Augusta, ME 04333-0028  
(207)-287-2731  
[pesticides@maine.gov](mailto:pesticides@maine.gov)

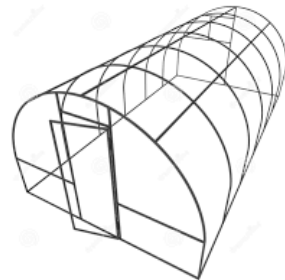
**WORKER PROTECTION STANDARD (WPS)**



**ENCLOSED SPACE PRODUCTION**

The WPS is a federal regulation issued by the Environmental Protection Agency (EPA). It is designed to protect agricultural workers and pesticide handlers on farms, forests, nurseries, and greenhouses from occupational pesticide exposure.

In the 2015 WPS revisions, the term “greenhouse” was replaced with “**enclosed space production**”.



This term includes: **greenhouses, mushroom houses, hoop houses, high tunnels, and grow houses.**


This brochure covers the additional WPS guide-lines pertaining specifically to pesticide applications made in enclosed spaces.



- When a product is applied in an enclosed space and the labeling requires an **REI less than or equal to 4 hours**, workers must be notified either **orally or by posted warning sign**.
- When a product labeling requires an **REI greater than 4 hours**, the workers must be notified **by posted warning sign**.

**When is worker notification of entry restrictions not required?**

If the agricultural employer can ensure that the worker will not enter any part of the entire closed structure or space from the beginning of the application until the end of any REI.

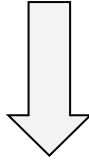


# WPS - Enclosed Space Production Pesticide Applications

## Posting warning signs in enclosed spaces:

When using the standard size sign (14"x16") post the signs so they are visible from all worker points of entry to the structure or space, or in any area that gives maximum visibility if there are no reasonably expected points of worker entry.

Entry restrictions that apply for enclosed space production are to ensure workers and other persons are not exposed to the pesticides being applied. Restrictions depend on the types of pesticides and application method used.



After the application of a WPS-labeled pesticide product to an enclosed space production area, the agricultural employer must keep any worker out of the area specified in column D of the Table. Entry is prohibited until:

- the REI specified on the pesticide product labeling has expired,
- all treated area warning signs have been removed or covered, and
- the pesticide application information and safety data sheet is displayed at the central location.

## Fumigants in Enclosed Spaces:

When a handler is using a fumigant pesticide product, the agricultural employer must ensure the handler maintains continuous visual or voice contact with another handler stationed immediately outside of the enclosed space. That handler must have immediate access to, and be able to use the PPE required by the label in case there is a need to assist or rescue the handler making the application.

## Entry Restrictions During Enclosed Space Production Pesticide Applications (ventilation criteria)

A. When a pesticide is applied:	B. Workers and other persons other than appropriately trained and equipped handlers are prohibited in:	C. Until:	D. After the expiration of time specified in column C, the area subject to the restricted-entry interval is:
(1) As a fumigant	Entire enclosed space plus any adjacent structure or area that cannot be sealed off from the treated area	*The ventilation criteria are met	No post-application entry restrictions required after criteria in column C are met
(2) As a smoke, mist, or fog, or as a spray using a spray quality of smaller than medium	Entire enclosed space	*The ventilation criteria are met	Entire enclosed space
(3) Not as in (1) or (2), and for which a respirator is required for application by the pesticide product	Entire enclosed space	*The ventilation criteria are met	Treated area
(4) Not as in (1), (2) or (3), and: <ul style="list-style-type: none"> <li>• from a height of greater than 12 inches from the planting medium, or</li> <li>• as a spray using a spray droplet range of medium or larger.</li> </ul>	Treated area plus 25 feet in all directions of the treated area, but not outside the enclosed space	Application is complete	Treated area.
(5) Otherwise	Treated area	Application is complete	Treated area.

\* When column C of the Table specifies that ventilation criteria must be met, ventilation must continue until the air concentration is measured to be equal to or less than the inhalation exposure level required by the labeling.

